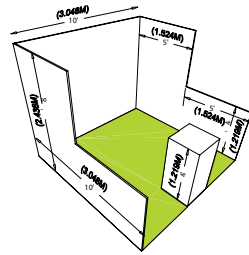


# DISPLAY REGULATIONS

## HANGING SIGNS/MATERIALS

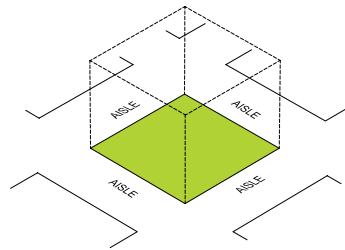
All hanging signs/materials must be preapproved and receive written approval from show management. Hanging signs/materials will only be permitted for Island and Peninsula Booths. Hanging signs will not be allowed for Inline or Endcap Booths — no exceptions. The top of any hanging sign/materials may not exceed 20 ft. in height. Signs suspended over Peninsula Booths must be set back a minimum of 5 ft. from the back wall line of the booth. Any hanging signs that do not have written preapproval will be removed at the exhibitor's expense. No signs or specially built displays or equipment will be permitted to extend above the official booth height of 8 ft. unless the exhibitor occupies an Island or Peninsula space, in which case, the height limit is 16 ft. in the center of the booth. In the case of an exhibitor who does not occupy an Island or Peninsula space, purely decorative material may extend to a ceiling height of 12 ft. provided that, as determined by FDC, it is in good taste; in keeping with the general tone of the meeting; and, it does not interfere with or detract from adjoining exhibits. Exhibitors who request a booth variance must submit a written explanation of design and variance being requested and dimensions clearly identifying the area in which the variance is being requested, at least 60 days prior to installation. No variance will be granted on-site. Double-sided signs are only allowed in Island or Peninsula booth configurations.



## INLINE BOOTHS

### STANDARD UNITS IN A STRAIGHT LINE

Linear booths consist of an 8-foot-high backdrop and 3-foot-high side dividers mounted on aluminum tubular frames. Perimeter booths (Standard booths located on the outer perimeter wall) may rise up to 12 ft. where the ceiling permits. Solid construction in excess of 48 in. high must be a minimum of 5 ft. back from the aisle. Show management should be notified if a perimeter booth is required. Each exhibitor is entitled to a reasonable sightline from the aisle. Site lines to other booths must be maintained on all end-cap booths. Tall flags or markers on the front of linear booths are prohibited.

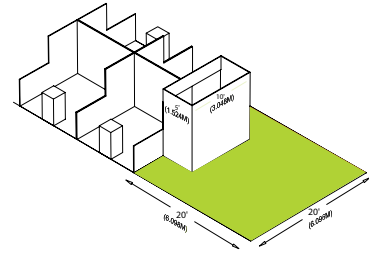


## ISLAND BOOTHS

### FOUR OR MORE STANDARD UNITS WITH AISLES ON ALL FOUR SIDES

Island booths may extend to all outer edges of the booth space, but must allow for see-through visibility and accessibility from all four sides. They are limited to a maximum height of 16 ft. A written request, 60 days prior to installation, and appropriate drawings must be submitted for approval by the show management if an exhibitor plans to have a booth higher than 16 ft.; have a solid wall higher than 4 ft. running the length or width of the space; or plans booth construction with an unusual or nonstandard configuration.

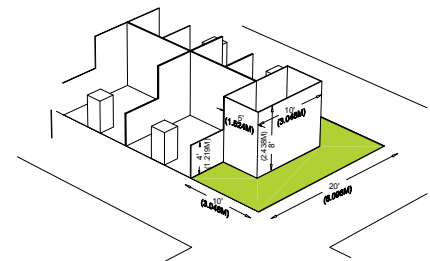
An exhibitor who wants to create an island booth larger than those shown on the exhibit floor plan must purchase the additional booths needed to create the island. This space then becomes the aisle on the fourth aisle of the block of booths. (For example, if an exhibitor wants a 20' x 30' (six booths) island, a 20' x 40' (eight booths) space must be rented).



## PENINSULA BOOTHS

### FOUR OR MORE STANDARD UNITS BACK TO BACK WITH AN AISLE ON THREE SIDES

The back wall of a peninsula booth must be on the non-aisle side and must not exceed 16 ft. in height. The back wall will be centered (center 10 ft.) on, and not exceed in width, one half the dimension of one side of a sidewall. The remainder of the back wall will not exceed 48 in. in height. All portions on the rear of this back wall must be finished and must not carry identification signs or other copy that would detract from the adjoining exhibits. A written request and appropriate drawings must be submitted to show management for approval 60 days prior to installation. Double-sided signs, logo and graphics shall be set back 10 ft. from adjacent booths.



## END CAP BOOTH

### TWO STANDARD UNITS WITH AN AISLE ON THREE SIDES

An End-cap configuration is essentially an in-line (linear) booth placed in the position of a Peninsula or Split Island. For shows that have Line-of-Sight rules and not Cubic Content, this configuration must follow the dimensions below. End-cap configurations must not violate Linear Booth Line-of-Sight regulations for neighboring exhibits. End-cap Booths are generally 10 ft. (3.05 m.) deep by 20 ft. (3.10 m.) wide. The maximum back wall height allowed is 8 ft. (2.44 m.) and the maximum backwall width allowed is 10 ft. (3.05 m.) at the center of the backwall with a maximum 5 ft. (1.52 m.) height on the two side aisles. Within 5 ft. of the two side aisles, the maximum height for any display materials is 4 ft.